

For LabSolutions™ LCMS

# LC/MS/MS Method Package for Glycosaminoglycans



LCMS-8060NX

The study of Glycosaminoglycans (GAGs) or mucopolysaccharides, and enzymes involved in GAG metabolism is an important aspect of clinical research related to lysosomal storage. Quantitation of GAGs in bones, joints, the brain, heart, lungs, and other organs is a useful tool in this field of study. GAGs can be quantitated by measuring the sulfated disaccharides produced by enzymatic degradation of GAGs. The research group led by Hironori Kobayashi of Shimane University Hospital, Clinical Laboratory Division, has been instrumental in the development of methods for the detection of sulfated disaccharides by LC/MS.

The LC/MS/MS Method Package for Glycosaminoglycans contains LC/MS/MS analytical methods with optimized separation conditions and MS parameters for sulfated disaccharides derived from six important glycosaminoglycans. It also has example sample preparation protocols for blood spots, including enzymatic preparation. This method package can be used to analyze glycosaminoglycans while saving significant time in the development of sample preparation and analytical protocols.


## LC/MS/MS Method Package for Glycosaminoglycans

- Example sample preparation protocols for dried blood spots
- Analytical conditions for highly robust chromatography
- Optimized MS/MS parameters
- Methods compatible with LCMS-8060 series and LCMS-8060NX systems



Measures glycosaminoglycan-derived sulfated disaccharides **13 minutes**

Workflow from analyte extraction from dried blood spot to LC/MS/MS analysis

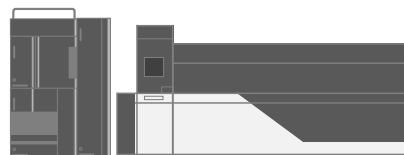


Dried Blood Spot

Extraction



Enzymatic Preparation



Provides Total Support from Sample Preparation to Analysis of Results

Sample preparation

HPLC separation

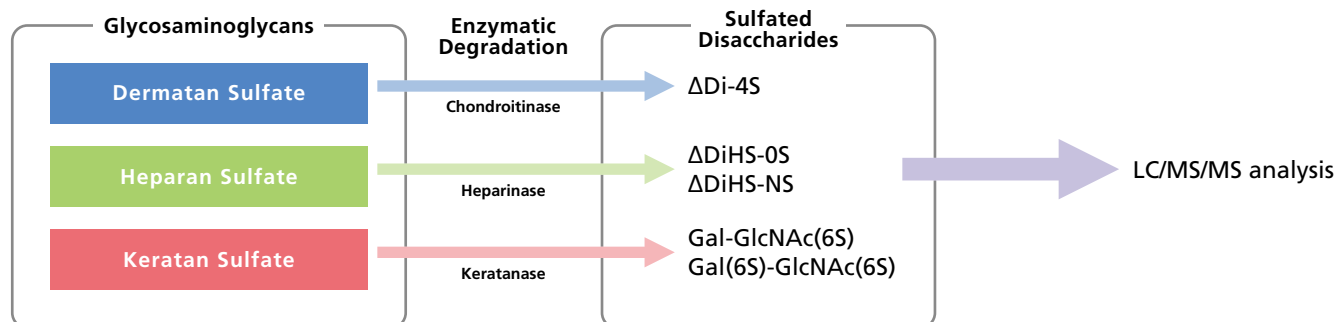
MS/MS analysis

Data processing

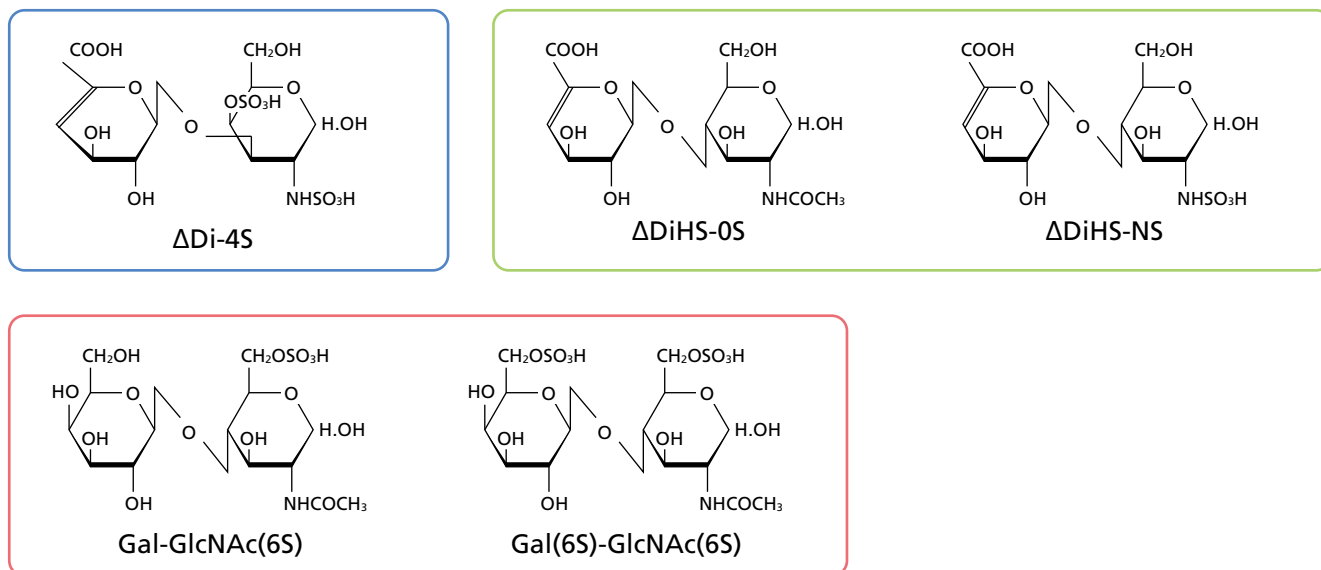
Results

# LC/MS/MS Method Package for Glycosaminoglycans

## Glycosaminoglycans and Sulfated Disaccharides



## Examples of Sulfated Disaccharides Detected by this Method Package



### Remarks and Precautions

1. Requires LabSolutions LCMS Ver. 5.113 or later.
2. This method package is intended for research use only. It may not be used for clinical diagnostic applications.

LabSolutions is a trademark of Shimadzu Corporation or its affiliated companies in Japan and/or other countries.



Shimadzu Corporation  
[www.shimadzu.com/an/](http://www.shimadzu.com/an/)

### For Research Use Only. Not for use in diagnostic procedures.

This publication may contain references to products that are not available in your country. Please contact us to check the availability of these products in your country.  
 Company names, products/service names and logos used in this publication are trademarks and trade names of Shimadzu Corporation, its subsidiaries or its affiliates, whether or not they are used with trademark symbol "TM" or "®".  
 Third-party trademarks and trade names may be used in this publication to refer to either the entities or their products/services, whether or not they are used with trademark symbol "TM" or "®".  
 Shimadzu disclaims any proprietary interest in trademarks and trade names other than its own.

The contents of this publication are provided to you "as is" without warranty of any kind, and are subject to change without notice. Shimadzu does not assume any responsibility or liability for any damage, whether direct or indirect, relating to the use of this publication.