

# Agilent Polymer Standards for GPC/SEC



## Contents

Agilent Polymer Standards.....	2
Quality and Traceability.....	2
Characterization of Agilent Polymer Standards.....	2
Agilent Polymer Standards for GPC/SEC Calibration User Guide.....	3
Calibration Procedure.....	3
Appearance.....	3
General Purpose Guidelines.....	3
Preparation of EasiVial Standards.....	4
Preparation of EasiCal Standards.....	5
Preparation of Individually Bottled Standards.....	6
Summary.....	7
Additional Resources.....	7



## Agilent Polymer Standards

Polymer standards from Agilent are produced in a specialized manner to impart specific characteristics not found in mass-produced counterparts. The use of stringent synthesis conditions and purified reagents results in polymers of the highest purity and the narrowest molecular weight distribution available. This is an important consideration when selecting polymer reference standards.

Agilent has 40 years of experience in the synthesis and characterization of polymers, employing a wide variety of proprietary techniques. With such extensive characterization, Agilent polymer standards are ideal reference materials for use in analytical techniques that require calibration methods or routine checks of performance.

The polymers selected for the kits have been chosen to complement Agilent GPC/SEC columns, and to produce the equidistant calibration plot necessary for accurate polymer analysis by GPC/SEC.

## Quality and Traceability

The Agilent philosophy is based on producing the most reliable, extensively characterized polymer standards available worldwide, and on ensuring continuity of supply and reproducibility of replacement batches.

Polymer standards manufactured by Agilent are Reference Materials characterized according to the methods detailed by our ISO 9001:2008 certified quality system. Each polymer standard is assigned a unique batch number and supplied with a Certificate of Analysis that details the exact methods used and the characterization results assigned.

Agilent is totally committed to the quality, reliability, and absolute accuracy of their range of polymer standards, giving the customer security in the knowledge that they have purchased the best reference materials worldwide.

## Characterization of Agilent Polymer Standards

Polymers consist of a distribution of many molecular species. The average molar masses ( $M$ ) reported results from several possible methods of averaging the different species present. Agilent polymer standards are characterized by various well-defined methods:

- Light Scattering to determine  $M_w$
- Viscometry to determine Intrinsic Viscosity
- High-resolution Gel Permeation Chromatography (GPC) to determine  $M_n$ ,  $M_w$ ,  $M_w/M_n$  and  $M_p$ .

## Agilent Polymer Standards for a GPC/SEC Calibration User Guide

### Calibration Procedure

Both conventional GPC/SEC using a single concentration detector, and GPC/SEC viscometry using Universal Calibration rely on an initial calibration.

Old calibration curves produce increasingly inaccurate data with time. Calibration at the start and end of a sample set is best practice. At minimum, systems should be calibrated at startup, and weekly thereafter.

When constructing a GPC/SEC calibration plot, the  $M_p$  value for the standard should be used. Operating conditions for different analytical techniques vary according to the type of polymer and the molecular weight. Full details of the analysis conditions are described on the Certificate of Analysis, together with the expiry date.

### Appearance

**Individual polymer standards:** White powder, waxy lumps, or viscous liquid according to  $M_w$  and composition, see Note below.

**Agilent EasiCal:** Two sets of PTFE spatulas, differentiated by the presence of a small hole, with the polymer mixture deposited on the small end.

**Agilent EasiVial:** Three sets of color-coded glass vials with a polymer film deposited on the inner surface. Polystyrene and PMMA EasiVials are supplied in clear vials. PEG and PEG/PEO EasiVials are supplied in amber vials.

**Note:** Very low molecular weight polymers are liquid or semisolid at room temperature. Similarly, many low molecular weight standards will soften or liquefy if exposed to mild heat. Liquid standards are most easily handled by glass pipette. Softer polymer standards that have aggregated may be refrigerated until solid, carefully cut with clean shears, and handled as chips.

### General Preparation Guidelines

The use of freshly prepared polymer standards is recommended. Standards should be dissolved in the same batch of mobile phase being run in the columns. Please allow at least 3 hours for molecular weight standards <500,000 g/mol to fully dissolve. If an internal flow rate standard is being used, it needs to be monodisperse, eluted after the separation limit, and only added to the polymer standard solution. An analytically pure small molecule is generally recommended.

High molecular weight polymers (>500,000 g/mol) are also more likely to suffer from mechanical or thermal degradation during sample preparation. These polymer standards should be allowed to swell and dissolve slowly, for at least 24 hours, with only gentle stirring. The exact system conditions of concentration, injection loop size, and so forth, will vary per system setup.

## Preparation of Agilent EasiVial Standards

Prepare EasiVial standards by adding solvent to one of each color-coded containers. The concentration of the standards will depend on the  $dn/dc$  for the solvent system in use, and the relative sensitivity of the detectors.

Table 1. Recommended solvent volumes.

Solvent system	2 mL Vials	4 mL Vials
Polystyrene in THF ( $dn/dc = 0.185$ mL/g)	1 mL	2 mL
Polystyrene in TCB ( $dn/dc = 0.053$ mL/g)	0.5 mL	1 mL
PMMA in THF ( $dn/dc = 0.085$ mL/g)	1 mL	2 mL
PEG/PEO in water ( $dn/dc = 0.136$ mL/g)	1 mL	2 mL

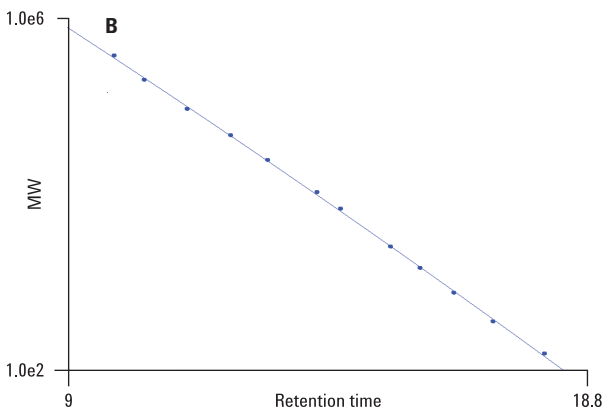
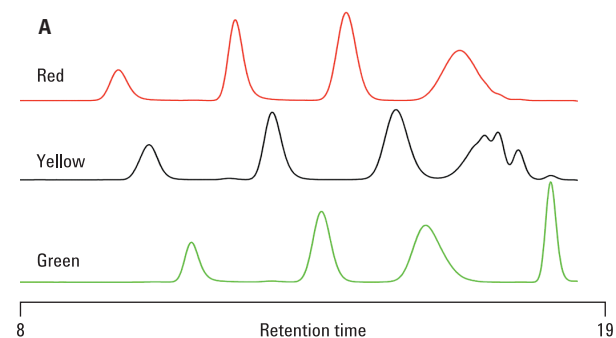


Figure 1. Typical PS-M EasiVial chromatograms and calibration plot.

## Preparation of Agilent EasiCal Standards

Prepare EasiCal standards by filling two vials with solvent, removing one of each type of spatula from the package, and stirring one spatula into either vial.

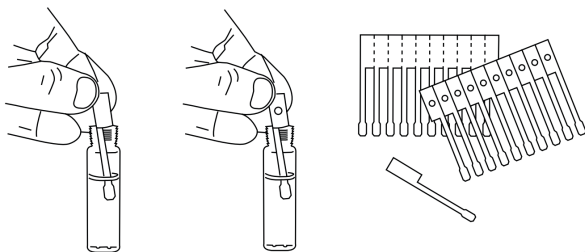


Figure 2. Preparation of EasiCal standards.

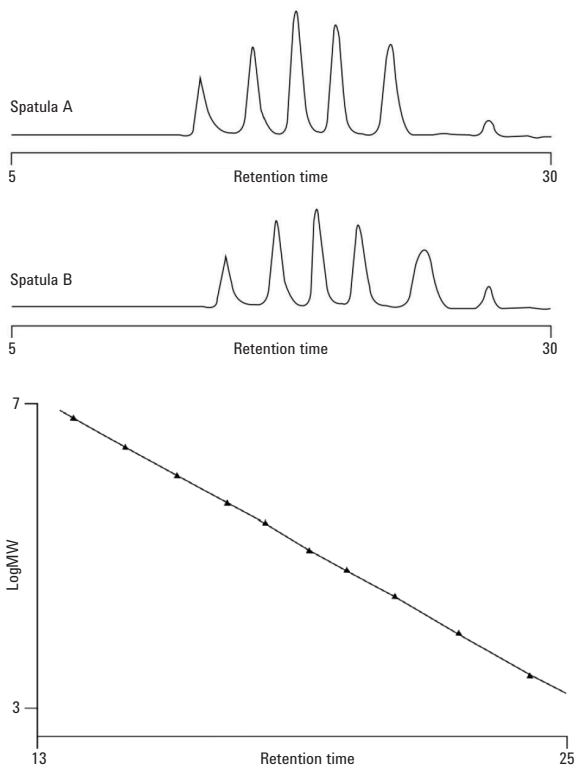


Figure 3. Typical PS-1 EasiCal chromatograms and calibration plot.

## Preparation of Individually Bottled Standards

Weigh out individual standards, and dissolve them in the eluent according to the recommended concentrations below. For accurate results, follow instructions given in the previous General Preparation Guidelines section.

Table 2. Recommended concentrations.

Peak molecular weight ( $M_p$ , g/mol)	Concentration (mg/mL)
<5,000	<1.0
5,000–25,000	<0.5
25,000–400,000	<0.25
400,000–2,000,000	<0.20
> 2,000,000	<0.05

Table 3. Example of mg/mL or a 0.1 % wt/vol solution.

Mass (g)	Volume (mL)
0.001	1.0
0.01	10

The size of the injection loop also determines the quantity of polymer being injected onto the column. Refer to the GPC/SEC columns user guide (publication number 5991-3792EN) for recommended values.

Low molecular weight standards resolve with multiple oligomeric peaks. The highest peak is used for the  $M_p$  of the standard.

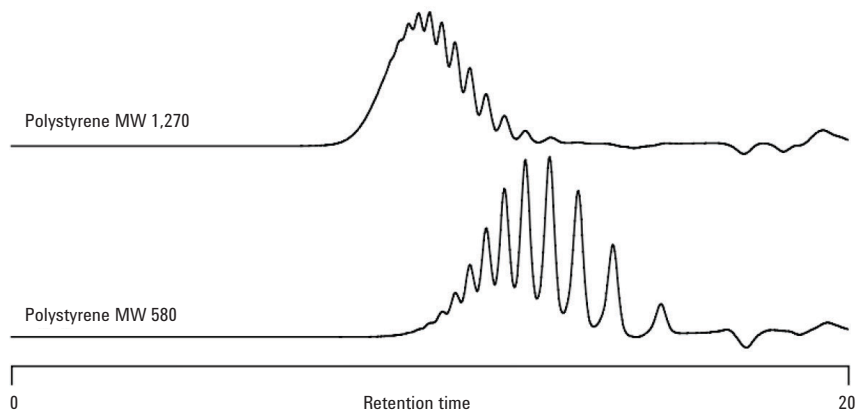


Figure 4. Typical chromatograms of low molecular weight standards showing oligomeric detail.

## Summary

- Calibration curves lose accuracy over time, causing error. Calibrate before and after critical sample sets. For standard work, calibration at startup and weekly thereafter is adequate.
- Verify that the molecular weight range of the polymer standards covers the complete resolving range of the columns listed in the selection guide.
- Accurately prepare fresh solutions as per Table 1, and allow the correct length of time, given the molecular weight, for complete dissolution.
- It is possible to generate a custom mixture of individual standards, provided they do not coelute. The molecular weights should vary by an order of magnitude, for example, for polystyrene: 1 kDa, 10 kDa, and 100 kDa. The convenient EasiVial and EasiCal ranges have been specially selected to avoid coelution.
- Take care to avoid overloading the column. Use Table 2 as a guide to select concentrations, minimizing the sample load on-column where possible.
- Construct your GPC/SEC calibration using the  $M_p$  values stated on the certificates.

## Storage

Most standards should be stored under normal conditions (at room temperature, in a drawer or cupboard) and do not require special storage conditions. Once prepared, dilute polymer solutions are prone to degradation, and it is recommended that they are stored in a cool, dark environment for no longer than 7 days.

Polyethylene oxide standards react slowly with oxygen to form peroxides along the backbone in a process that is facilitated by light. These peroxides can lead to chain cleavage. Therefore, we recommend that polyethylene oxides are stored refrigerated under an inert gas (argon or nitrogen).

## Additional Resources

- GPC/SEC Standards Product Guide - Publication number 5990-7996EN
- Calibrating GPC Columns: A Guide to Best Practice - Publication number 5991-2720EN
- GPC/SEC Column User Guide - Publication number 5991-3792EN
- Polymer-to-Solvent Reference Table for GPC/SEC - Publication number 5991-6802EN
- Step-by-Step Method Development for GPC/SEC - Publication number 5991-7272EN
- A Guide to Multidetector Gel Permeation Chromatography - Publication number 5990-7196EN

Technical support can also be obtained by contacting us at:

<http://www.agilent.com/en-us/contact-us/page>

**Learn more**

<http://www.agilent.com/en-us/products/gpc-sec/gpc-sec-standards>

**Buy online**

[www.agilent.com/chem/store](http://www.agilent.com/chem/store)

**Find an Agilent office or authorized distributor**

[www.agilent.com/chem/contactus](http://www.agilent.com/chem/contactus)

**USA and Canada**

1-800-227-9770

[agilent\\_inquiries@agilent.com](mailto:agilent_inquiries@agilent.com)

**Europe**

[info\\_agilent@agilent.com](mailto:info_agilent@agilent.com)

**Asia Pacific**

[inquiry\\_lsca@agilent.com](mailto:inquiry_lsca@agilent.com)

**India**

[india\\_lsca\\_marketing@agilent.com](mailto:india_lsca_marketing@agilent.com)

This information is subject to change without notice.

© Agilent Technologies, Inc. 2017

Printed in the USA March 28, 2017

5991-7911EN



**Agilent Technologies**